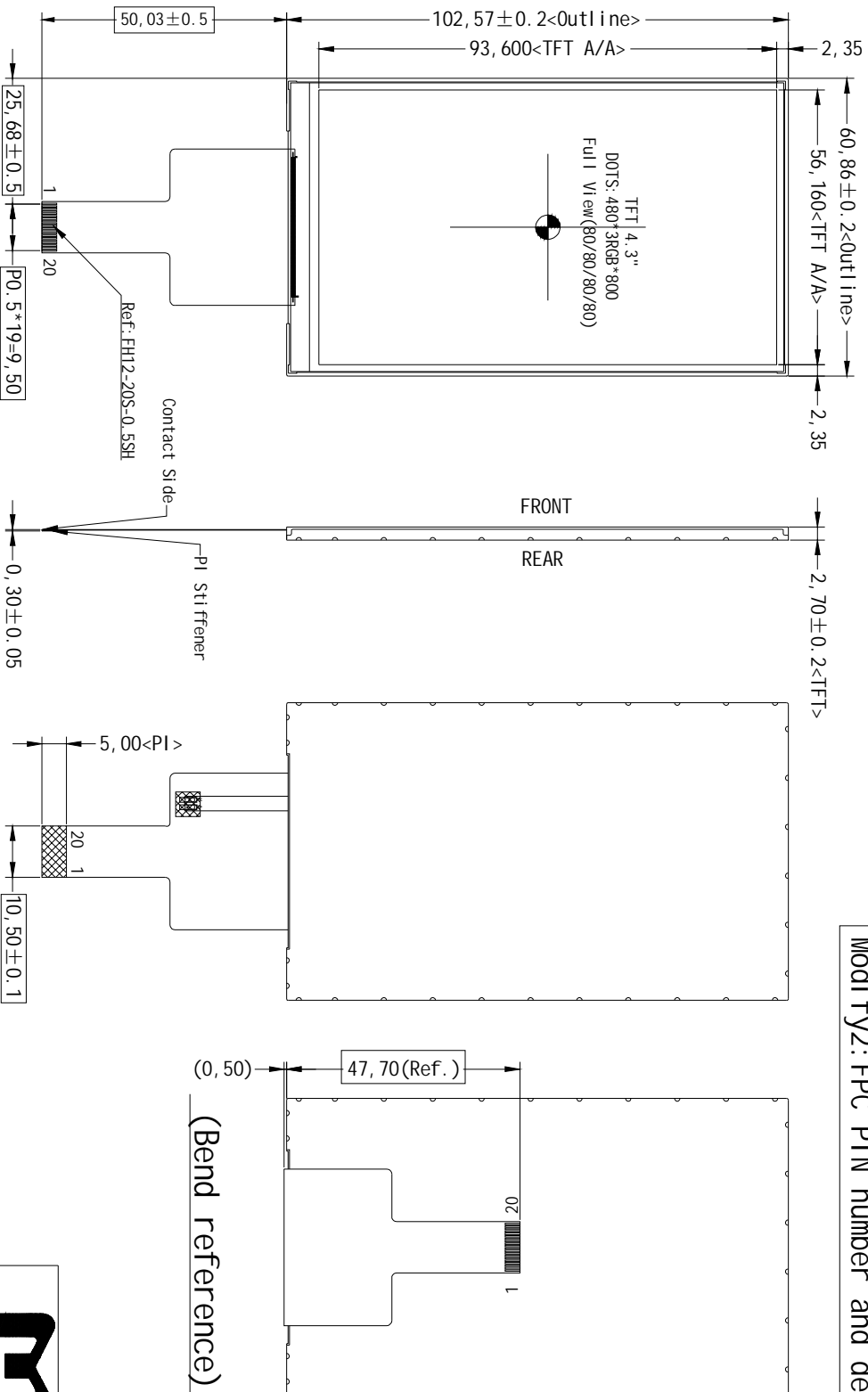


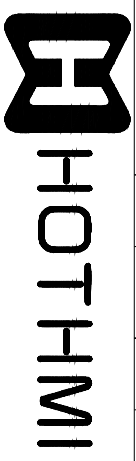
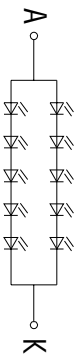
*** Do not display the fixed pattern for a long time when using a normally black panel, as it may cause image sticking due to the LCM structure. If the screen is displayed in fixed mode, use a screen saver. It is recommended to display the fixed mode in less than 2 minutes or less.

Modi fy1: FPC length
Modi fy2: FPC PIN number and definition



PIN NO.	SIGNAL	PIN NO.	SIGNAL
1	NC		
2	LED_K		
3	NC		
4	LED_A		
5	NC		
6	VCI		
7	IOVCC		
8	TE/NC		
9	RESX		
10	GND		
11	D1P		
12	D1N		
13	GND		
14	DCKP		
15	DCKN		
16	GND		
17	DOP		
18	DON		
19	GND		
20	GND		

	A	B	C	D
*1. LCD Display Type	TFT, Transmissive, Normally Black			
*2. Viewing Direction	Full View(80/80/80/80)			
*3. Interface	Video MIPI 2L			
*4. Operating Voltage	IOVCC=1.8V, VCI=3.3V (Typ)			
*5. Operating Temp	-20° C~70° C			
*6. Storage Temp	-30° C~80° C			
*7. Driver IC	ST7701S			
*8. Backlight	WHITE VF=15.5V IF=40mA(Typ)			
*9. LCM Brightness	500 cd/m ² (Typ)			



Part Title: TFT-H043A8WV1 ST5N20

Scale	1:1	Unit	MM	Tol.	±0.3
Ver.	V1	Drawn.	Li.u. YL	Date:	2020-03-30