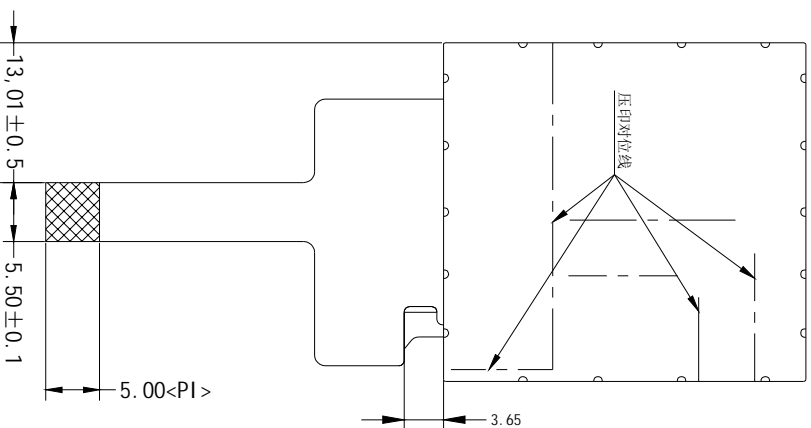
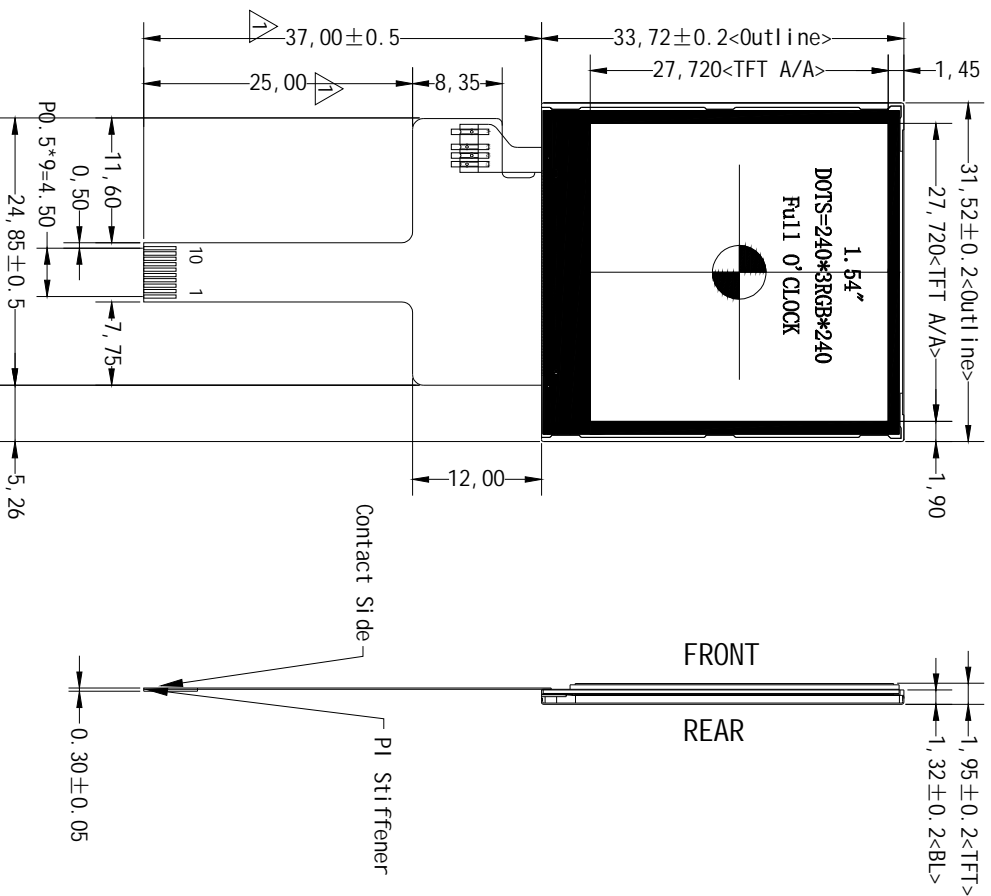


\*\*\* Do not display the fixed pattern for a long time when using a normally black panel, as it may cause image sticking due to the LCM structure. If the screen is displayed in fixed mode, use a screen saver. It is recommended to display the fixed mode in less than 2 minutes or less.

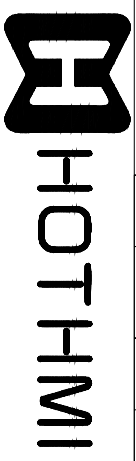
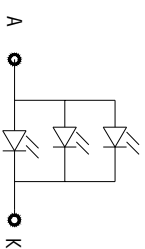


Pin_SIGNAL	Pin_SIGNAL
1 LED_A	
2 VCI	
3 CS	
4 RESX	
5 SCK	
6 SDA	
7 D/CX	
8 TE	
9 LED_K	
10 GND	

ModifY: FPC 18.0 to 25.00 mm, 30.00 to 37.00 mm

D	A	B	C
*1. LCD Display Type	FFT, Transmissive, Normally Black		
*2. Viewing Direction	Full 0° Clock (U80/D80/R80/L80)		
*3. Interface	SPi 4L		
*4. Operating Voltage	VCI=3.3V, IONCC=1.8V (Typ)		
*5. Operating Temp	-20° C~70° C		

*6. Storage Temp	-30° C~80° C
*7. Driver IC	ST7789H2
*8. Backlight	WHITE VF=3.2V I F=60mA (Typ)
*9. LCM Brightness	450 cd/m <sup>2</sup> (Typ)



Part Title: TFT-H015A2001 ST4N10

Scale	Unit	Material	Tolerance	Revision	Date
1:1	MM		±0.3	V1	2020-04-09